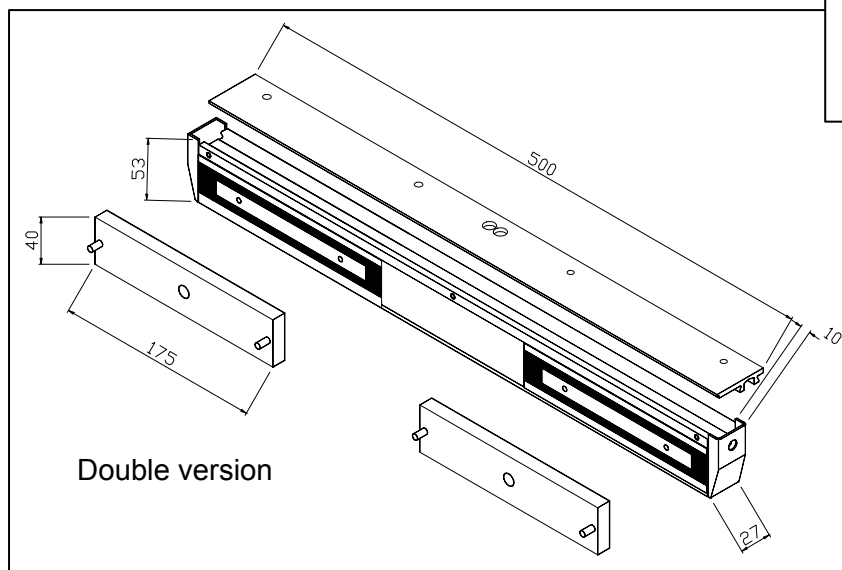
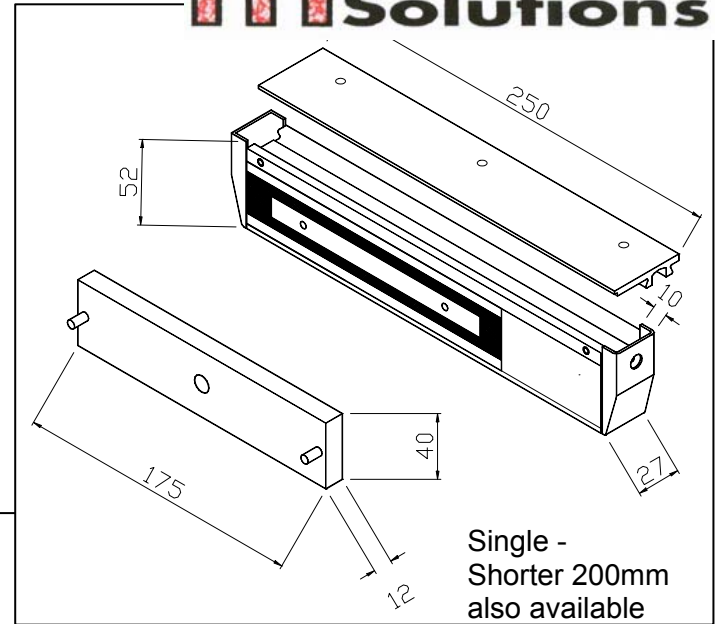


MS15 Slim Magnet

Order Code: MS15 DSM (-DS)

- Low Cost
- Hidden fixings
- Up to 300Kg hold force
- 12V DC 250mA
- 24V DC 500mA
- Long life, easily cleaned electroless nickel plated and satin anodised
- RAL paint finishes can be specified



○ Available in these following options:

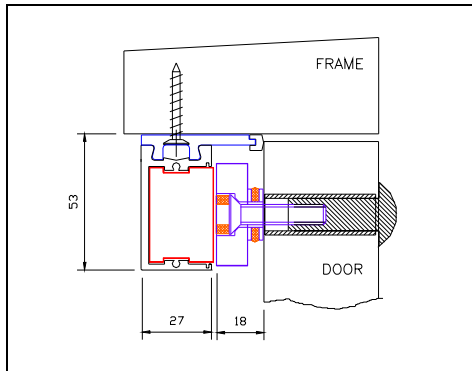
Double	<input checked="" type="checkbox"/>
Surface	<input checked="" type="checkbox"/>
Flush	<input type="checkbox"/>
Monitored	<input checked="" type="checkbox"/>
Door status	<input checked="" type="checkbox"/>

- Cable exit can be anywhere along length
- Mounting plate is also position template

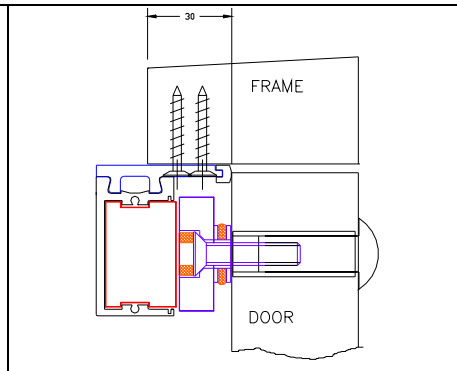
- Magnet can move left or right within housing giving optimum position for door handing.
- No fixings or holes visible from rear or underneath.
- Radiused corners for safety
- Short 200 mm version possible for use with long door closers.
- Monitoring options :-
 - U = unmonitored
 - M = magnetic monitored i.e. door `locked` or `not locked`
 - DS = Door Status reed switch i.e. door `closed` or `not closed`
- Note: DS option can be used with both U & M versions**



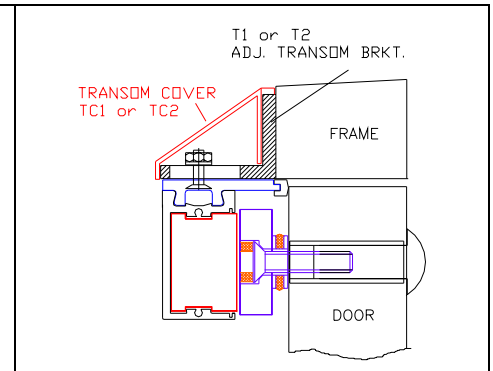
Installation Diagrams



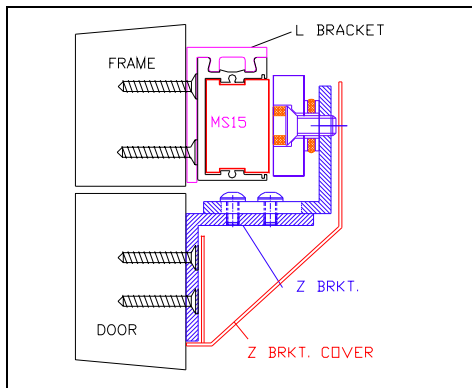
Outward opening with large reveal



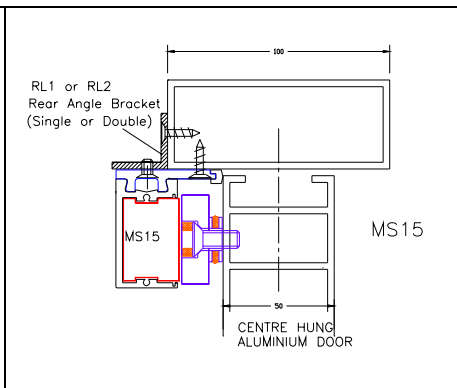
Outward opening with small reveal



Outward opening with no reveal using adjustable transom bracket T1/T2 with cover TC1/TC2



Inward opening with Z and L bracket
Z Cover also shown



Outward opening centre hung
aluminium door
Using Rear L bracket

Accessories – all sold separately

- Z & L1 or L2 brackets for Inward opening doors
- Fixed (RL1 or RL2) or Adjustable (T1 or T2) Transom brackets for Outward opening doors
- 4 types of armature mounting giving Flush or Surface options.
- Covers available for the Z and Transom brackets, hiding fixings.

Accessory	Order Code
L Bracket	MS15L1 (Single), MS15L2 (Double)
Z Bracket	MS10/15/20Z
Z Bracket Cover	MS10/15/20ZC
Armature housings (surface, bevelled edge, flush)	MS10/15/20 AMPTL, ARHSG, AFHSG
Rear L Bracket	MS15RL1 (Single), RL2 (Double)
Adjustable Transom Bracket	MS10/15/20T1 (Single), MS10/15/20T2 (Double)
Transom Bracket Cover	MS10/15/20TC1